



Coupes de Pâques - Nogaro
 Super Série FFSA 2010
 Mit Jet Séries
 Course 1 Pilotes B
 Classement

Cl	Num	Pilote		Groupe	Tours	Temps	Ecart	Moyenne	M.Tour	Vitesse	Pénalité
1	81	SIRGUE DIDIER			9	16:18.278		120.42	1:47.163	122.14	
2	31	DAYRAUT XAVIER	[1]	SKODA	9	16:20.271	+1.993	120.17	1:47.578	121.67	
3	21	BOLE BESANCON KEVIN	[2]	SKODA	9	16:20.550	+2.272	120.14	1:47.708	121.52	
4	4	ANQUETIL CHRISTOPHE	[3]	SKODA	9	16:22.068	+3.790	119.95	1:47.608	121.64	
5	95	PRIEZ FLORENT	[4]	SKODA	9	16:28.675	+10.397	119.15	1:48.232	120.94	
6	29	MAZARS LIONEL	[5]	SKODA	9	16:29.500	+11.222	119.05	1:48.080	121.11	
7	39	GOUDCHAUX JACQUES	[6]	SKODA	9	16:31.798	+13.520	118.78	1:48.905	120.19	
8	67	GUEDJ MICHAEL	[7]	SKODA	9	16:32.473	+14.195	118.69	1:49.103	119.97	
9	100	CARRIERE CHRISTOPHE			9	16:34.321	+16.043	118.47	1:48.875	120.22	
10	5	FRANQUES CEDRIC	[8]	SKODA	9	16:35.754	+17.476	118.30	1:49.200	119.86	
11	26	DESPLAT J,PHILIPPE			9	16:37.231	+18.953	118.13	1:49.373	119.67	
12	32	PALACIN JULIETTE	[9]	SKODA	9	16:39.669	+21.391	117.84	1:49.191	119.87	
13	6	CERVIN GASPARD			9	16:45.538	+27.260	117.15	1:50.047	118.94	
14	33	FAUCHERE FREDERIC	[10]	SKODA	9	16:46.502	+28.224	117.04	1:49.843	119.16	
15	87	VAXIVIERE MATHIEU	[11]	SKODA	9	16:46.817	+28.539	117.00	1:47.970	121.23	
16	89	GOMAR NICOLAS			9	16:47.446	+29.168	116.93	1:49.939	119.06	
17	60	VERGEOT ANTOINE			9	16:56.116	+37.838	115.93	1:50.406	118.55	
18	19	BONNET DIDIER	[12]	SKODA	9	16:57.793	+39.515	115.74	1:51.201	117.71	
19	94	GUITTEAUD JEAN MICHI	[13]	SKODA	9	16:58.006	+39.728	115.72	1:50.439	118.52	
20	59	VAZZOLER FREDERIC			9	17:04.971	+46.693	114.93	1:51.950	116.92	
21	2	ROUSSEAU SEBASTIEN	[14]	SKODA	9	17:05.040	+46.762	114.92	1:49.138	119.93	
22	11	BRY FREDERIC	[15]	SKODA	9	17:05.721	+47.443	114.85	1:51.717	117.16	
23	25	MOURGUES SEBASTIEN			9	17:06.080	+47.802	114.81	1:51.785	117.09	
24	92	BASSO RONALD			9	17:07.468	+49.190	114.65	1:47.920	121.28	+25.000
25	3	SIMON ALEXANDRE	[16]	SKODA	9	17:18.138	+59.860	113.47	1:52.941	115.89	
26	88	TALTAVULL BRUNO	[17]	SKODA	9	17:19.476	+1:01.198	113.33	1:52.841	116.00	
27	24	DEJOUX OLIVIER			9	17:19.681	+1:01.403	113.31	1:51.978	116.89	
28	57	HILAIRET MARC	[18]	SKODA	9	17:21.384	+1:03.106	113.12	1:53.401	115.42	
29	53	ZANONI GERARD			9	17:25.980	+1:07.702	112.62	1:51.709	117.17	+25.000
30	55	TERRIER HUBERT			9	17:27.381	+1:09.103	112.47	1:51.542	117.35	+25.000
31	23	BADEY ADELINE			9	17:38.046	+1:19.768	111.34	1:54.922	113.89	
32	36	FRIEDRICH BRUNO			9	17:40.388	+1:22.110	111.09	1:55.316	113.51	
33	35	DAMIANI EMMANUEL	[19]	SKODA	9	17:45.429	+1:27.151	110.57	1:52.509	116.34	+25.000
34	16	BERNADETTE ASKEL	[20]	SKODA	9	17:58.963	+1:40.685	109.18	1:56.580	112.27	
35	15	GROUGON LOIC			9	18:08.200	+1:49.922	108.25	1:57.218	111.66	
36	8	MELAN MOUTET MATHIA			8	15:32.288	+1 Tour	112.32	1:49.140	119.93	
37	1	GONNEAU VINCENT	[21]	SKODA	8	16:26.884	+1 Tour	106.10	1:51.336	117.56	
38	96	PILET THOMAS			8	16:26.930	+1 Tour	106.10	1:57.533	111.36	
39	18	DE France JEROME	[22]	SKODA	8	16:30.979	+1 Tour	105.67	1:59.941	109.13	
40	30	BERCHON FREDERIC	[23]	SKODA	8	17:02.286	+1 Tour	102.43	2:04.610	105.04	
41	91	MICHAILOV VLADISLAV	[24]	SKODA	8	17:32.038	+1 Tour	99.53	2:03.780	105.74	
42	99	HERBERT FREDERIC			8	17:32.813	+1 Tour	99.46	1:59.806	109.25	
43	22	LEONARD FRANCOIS			7	16:56.752	+2 Tours	90.11	1:53.078	115.75	
44	77	ENGLIN LEV	[25]	SKODA	6	17:47.527	+3 Tours	73.56	2:00.300	108.80	

Cts n'ayant pas couvert 75% du nbre de tours du 1er

45	50	DUGUAI FRANCOIS			5	10:01.793	+4 Tours	108.75	1:55.626	113.20	
----	----	-----------------	--	--	---	-----------	----------	--------	----------	--------	--





Cl	Num	Pilote	Groupe	Tours	Temps	Ecart	Moyenne	M.Tour	Vitesse	Pénalité
46	97	MADELAINÉ MAXIME		2	4:37.975	+7 Tours	94.17	2:05.770	104.07	

Meilleur tour : 81 SIRGUE DIDIER - 1:47.163

Non-Partants

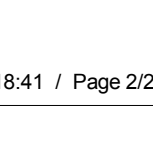

	27	ROHEE CHARLES								
	58	NAVARRO CLAUDE								

Sous réserve du contrôle technique ou d'incidents d'ordre sportif

Le directeur de course

Heure d'affichage

Le chronométrage





Coupes de Pâques - Nogaro
 Super Série FFSA 2010
 Mit Jet Séries
 Course 1 Pilotes B
 Tour par tour

Grille	81	31	21	4	29	87	95	5	67	100	2	39	6	8	26	89	33	19	32	55	1	60	22	53	11	58	25	59	24	94	57	88	50	3	23	36	16	27	77	35	30	15	18	99	97	91	96	92
Départ	81	31	4	21	29	87	95	5	67	100	2	39	6	8	26	89	19	32	33	60	53	1	22	11	25	59	94	88	24	57	50	3	23	36	16	35	77	30	15	18	92	99	97	91	96			
Tour 1	81	31	87	4	21	67	29	5	95	39	2	100	6	8	26	32	89	33	55	19	1	53	11	60	94	59	88	25	67	22	3	24	50	35	92	36	23	16	15	30	18	99	97	96	91	77		
Tour 2	81	31	87	4	21	67	95	29	5	39	2	100	26	6	8	32	89	33	55	1	19	53	11	60	94	59	25	22	92	88	57	3	24	35	50	23	36	16	15	18	30	96	99	97	91	77		
Tour 3	81	31	4	21	87	95	67	29	39	5	100	26	6	8	32	89	33	55	19	2	60	53	92	11	94	89	25	1	88	3	57	24	35	50	23	36	16	22	15	18	30	96	99	91	77			
Tour 4	81	31	4	21	87	95	29	67	39	5	100	26	8	6	32	89	33	2	19	55	60	92	53	94	11	59	25	88	3	57	24	35	50	23	36	16	1	15	18	96	30	99	91	22	77			
Tour 5	81	31	21	4	87	95	29	67	39	5	100	26	8	32	6	89	33	2	92	19	60	55	53	94	59	11	25	88	3	57	24	35	23	36	16	50	16	15	18	96	30	1	99	91	22	77		
Tour 6	81	31	21	4	95	29	67	39	5	100	26	8	32	6	89	33	92	87	2	8	60	19	55	53	94	59	11	25	88	3	57	24	35	23	36	16	15	1	96	18	30	91	99	22				
Tour 7	81	21	31	4	95	29	67	39	100	5	26	32	6	89	33	92	87	2	8	60	19	94	55	53	59	11	25	88	3	57	24	35	23	36	16	15	1	96	18	30	91	99	22					
Tour 8	81	31	21	4	95	29	67	39	100	5	26	32	6	92	33	87	89	2	60	19	94	53	55	59	11	25	3	88	57	24	35	5	23	36	16	15	1	96	18	30	91	99						
Tour 9	81	31	21	4	95	29	39	67	100	5	26	32	92	6	33	87	89	60	19	94	53	55	59	2	11	25	3	88	24	35	57	23	36	16	15													





Coupes de Pâques - Nogaro
Super Série FFSA 2010
Mit Jet Séries
Course 1 Pilotes B
Historique

Seq	Num	Heure	Secteur 1	Secteur 2	Secteur 3	Tour	Temps
-----	-----	-------	-----------	-----------	-----------	------	-------

1 GONNEAU VINCENT

2	START							
25	1	4.949						
69	1	2:01.312	44.384	34.845	37.134	1	1:56.363	
113	1	3:52.648	40.519	34.335	36.482	2	1:51.336	
167	1	5:53.816	39.987	33.802	47.379	3	2:01.168	
220	1	[IN] 8:04.911	39.950	42.545	48.600	4		
268	1	10:42.846		35.196	36.634	5		
311	1	12:35.540	40.760	34.416	37.518	6	1:52.694	
353	1	14:27.051	39.801	34.024	37.686	7	1:51.511	
397		16:14.538	FINISH					
402	1	16:26.884	47.128	35.131	37.574	8	1:59.833	

2 RIVIERE / ROUSSEAU

2	START							
13	2	2.856						
59	2	1:56.116	42.343	34.678	36.239	1	1:53.260	
104	2	3:46.064	39.527	34.371	36.050	2	1:49.948	
159	2	5:44.963	47.348	34.367	37.184	3	1:58.899	
201	2	7:34.101	39.212	34.062	35.864	4	1:49.138	
244	2	9:23.506	39.276	34.320	35.809	5	1:49.405	
289	2	11:14.555	39.143	33.959	37.947	6	1:51.049	
331	2	13:04.654	39.015	34.393	36.691	7	1:50.099	
374	2	14:56.753	40.667	35.032	36.400	8	1:52.099	
397		16:14.538	FINISH					
426	2	17:05.040	40.710	50.467	37.110	9	2:08.287	

3 SHUMEEV / SIMON ALEXANDR

2	START							
35	3	8.728						
79	3	2:07.503	44.801	35.947	38.027	1	1:58.775	
125	3	4:01.851	41.007	35.753	37.588	2	1:54.348	
169	3	5:54.792	40.935	34.240	37.766	3	1:52.941	
212	3	7:48.378	40.687	35.038	37.861	4	1:53.586	
256	3	9:42.515	40.497	35.496	38.144	5	1:54.137	
301	3	11:38.567	40.978	36.930	38.144	6	1:56.052	
344	3	13:31.631	40.998	34.771	37.295	7	1:53.064	
384	3	15:25.102	40.529	35.341	37.601	8	1:53.471	
397		16:14.538	FINISH					
429	3	17:18.138	40.401	35.345	37.290	9	1:53.036	

4 ANQUETIL CHRISTOPHE

2	START						
5	4	1.855					
52	4	1:52.588	41.208	34.039	35.486	1	1:50.733
97	4	3:40.196	38.252	33.867	35.489	2	1:47.608
142	4	5:27.846	38.198	33.659	35.793	3	1:47.650
186	4	7:16.159	38.397	33.991	35.925	4	1:48.313
229	4	9:04.977	38.531	34.263	36.024	5	1:48.818
274	4	10:54.138	38.518	34.017	36.626	6	1:49.161
315	4	12:43.552	39.018	34.076	36.320	7	1:49.414

Seq	Num	Heure	Secteur 1	Secteur 2	Secteur 3	Tour	Temps
-----	-----	-------	-----------	-----------	-----------	------	-------

359	4	14:32.668	38.988	33.955	36.173	8	1:49.116	
397		16:14.538	FINISH					
401	4	16:22.068	39.151	33.978	36.271	9	1:49.400	

5 FRANQUES CEDRIC

2	START							
10	5	2.519						
56	5	1:54.804	41.862	34.407	36.016	1	1:52.285	
102	5	3:45.414	39.841	34.848	35.921	2	1:50.610	
149	5	5:35.595	40.312	33.951	35.918	3	1:50.181	
193	5	7:24.795	39.198	33.949	36.053	4	1:49.200	
236	5	9:14.134	39.033	34.294	36.012	5	1:49.339	
279	5	11:04.634	39.206	34.374	36.920	6	1:50.500	
323	5	12:55.799	39.656	35.171	36.338	7	1:51.165	
365	5	14:45.679	39.394	34.067	36.419	8	1:49.880	
397		16:14.538	FINISH					
410	5	16:35.754	39.413	34.234	36.428	9	1:50.075	

6 CERVIN GASPARD

2	START							
15	6	3.122						
61	6	1:57.237	43.101	34.627	36.387	1	1:54.115	
107	6	3:48.550	39.604	34.583	37.126	2	1:51.313	
152	6	5:38.942	39.723	34.226	36.443	3	1:50.392	
197	6	7:28.989	39.126	34.682	36.239	4	1:50.047	
241	6	9:19.071	39.102	34.899	36.081	5	1:50.082	
284	6	11:09.745	39.464	34.232	36.978	6	1:50.674	
326	6	13:01.314	39.613	35.032	36.924	7	1:51.569	
368	6	14:53.649	39.842	34.625	37.868	8	1:52.335	
397		16:14.538	FINISH					
414	6	16:45.538	40.172	34.775	36.942	9	1:51.889	

8 MERAT LUC / MELAN MOUTET MATHI

2	START							
16	8	3.513						
62	8	1:57.549	43.160	34.709	36.167	1	1:54.036	
108	8	3:48.855	39.835	34.997	36.474	2	1:51.306	
153	8	5:39.176	39.846	34.188	36.287	3	1:50.321	
196	8	7:28.316	39.151	34.075	35.914	4	1:49.140	
239	8	9:17.789	38.983	34.431	36.059	5	1:49.473	
282	8	11:08.410	39.471	34.352	36.798	6	1:50.621	
332	8	13:09.125	39.138	34.193	47.384	7	2:00.715	
390	8	[IN] 15:32.288	48.595	43.116	51.452	8		
397		16:14.538	FINISH					

11 BRY FREDERIC

2	START						
27	11	5.834					
71	11	2:02.532	43.987	35.407	37.304	1	1:56.698
116	11	3:55.198	40.347	35.205	37.114	2	1:52.666





Seq	Num	Heure	Secteur 1	Secteur 2	Secteur 3	Tour	Temps
163	11	5:48.514	40.770	34.483	38.063	3	1:53.316
208	11	7:41.063	40.724	34.614	37.211	4	1:52.549
252	11	9:35.734	40.360	35.158	39.153	5	1:54.671
297	11	11:27.711	40.641	34.614	36.722	6	1:51.977
339	11	13:20.844	40.505	35.398	37.230	7	1:53.133
382	11	15:12.561	39.553	34.918	37.246	8	1:51.717
397		16:14.538					FINISH
427	11	17:05.721	40.286	35.458	37.416	9	1:53.160

15 PLANTEVIN MARION / GROUGON LOI

2							START
42	15	15.285					
87	15	2:16.572	45.549	35.835	39.903	1	2:01.287
132	15	4:16.415	43.266	37.212	39.365	2	1:59.843
178	15	6:16.351	43.152	37.022	39.762	3	1:59.936
221	15	8:16.490	43.200	36.714	40.225	4	2:00.139
264	15	10:16.012	42.927	36.712	39.883	5	1:59.522
308	15	12:14.626	43.319	36.190	39.105	6	1:58.614
352	15	14:12.895	42.858	36.088	39.323	7	1:58.269
396	15	16:10.113	42.721	35.884	38.613	8	1:57.218
397		16:14.538					FINISH
440	15	18:08.200	42.791	36.109	39.187	9	1:58.087

16 BERNADETTE ASKEL

2							START
38	16	10.969					
86	16	2:12.111	45.087	37.106	38.949	1	2:01.142
131	16	4:09.534	42.331	36.411	38.681	2	1:57.423
176	16	6:06.114	41.949	35.977	38.654	3	1:56.580
219	16	8:03.654	42.172	35.963	39.405	4	1:57.540
263	16	10:03.394	43.097	36.642	40.001	5	1:59.740
307	16	12:02.127	43.056	36.246	39.431	6	1:58.733
351	16	14:01.614	43.549	36.244	39.694	7	1:59.487
395	16	16:00.192	43.303	36.069	39.206	8	1:58.578
397		16:14.538					FINISH
439	16	17:58.963	43.399	35.947	39.425	9	1:58.771

18 MARIE PHILIPPE / DE France JER

2							START
43	18	16.131					
89	18	2:20.283	45.533	37.694	40.925	1	2:04.152
133	18	4:22.262	44.655	36.789	40.535	2	2:01.979
179	18	6:23.981	44.681	37.004	40.034	3	2:01.719
222	18	8:27.227	44.689	36.881	41.676	4	2:03.246
265	18	10:29.012	44.165	37.578	40.042	5	2:01.785
309	18	12:29.743	44.233	36.609	39.889	6	2:00.731
356	18	14:31.038	45.221	36.239	39.835	7	2:01.295
397		16:14.538					FINISH
406	18	16:30.979	43.811	36.816	39.314	8	1:59.941

19 VATA JEAN / BONNET DIDIER

2							START
19	19	4.142					
68	19	2:00.944	44.564	35.298	36.940	1	1:56.802
114	19	3:53.108	40.409	35.279	36.476	2	1:52.164
158	19	5:44.898	40.019	34.470	37.301	3	1:51.790
202	19	7:36.099	40.276	34.333	36.592	4	1:51.201
246	19	9:28.011	39.965	35.244	36.703	5	1:51.912
292	19	11:19.777	40.342	34.450	36.974	6	1:51.766
334	19	13:12.905	40.908	35.251	36.969	7	1:53.128
377	19	15:05.871	41.293	34.408	37.265	8	1:52.966
397		16:14.538					FINISH
420	19	16:57.793	40.172	34.818	36.932	9	1:51.922

Seq	Num	Heure	Secteur 1	Secteur 2	Secteur 3	Tour	Temps
-----	-----	-------	-----------	-----------	-----------	------	-------

21 BOLE BESANCON KEVIN

2							START
6	21	1.878					
53	21	1:52.777	41.711	33.969	35.219	1	1:50.899
98	21	3:40.485	38.566	33.632	35.510	2	1:47.708
143	21	5:28.334	38.809	33.559	35.481	3	1:47.849
187	21	7:16.394	38.304	33.769	35.987	4	1:48.060
228	21	9:04.528	38.665	33.647	35.822	5	1:48.134
273	21	10:52.872	38.485	33.818	36.041	6	1:48.344
313	21	12:42.490	39.336	33.750	36.532	7	1:49.618
358	21	14:31.591	39.594	33.605	35.902	8	1:49.101
397		16:14.538					FINISH
400	21	16:20.550	39.120	33.849	35.990	9	1:48.959

22 SONNET LUDOVIC / LEONARD FRANC

2							START
26	22	5.599					
78	22	2:07.032	46.124	37.627	37.682	1	2:01.433
121	22	4:00.110	41.126	34.701	37.251	2	1:53.078
177	22	[IN] 6:13.163	40.278	34.773	58.002	3	
270	22	10:50.011		35.367	37.681	4	
316	22	12:44.510	41.063	35.704	37.732	5	1:54.499
375	22	15:01.490	40.013	34.997	1:01.970	6	2:16.980
397		16:14.538					FINISH
419	22	16:56.752	41.763	36.652	36.847	7	1:55.262

23 BADEY ADELINE

2							START
36	23	10.269					
85	23	2:11.441	45.089	37.139	38.944	1	2:01.172
129	23	4:08.111	42.426	35.648	38.596	2	1:56.670
174	23	6:03.916	42.085	35.394	38.326	3	1:55.805
217	23	7:59.894	41.271	35.927	38.780	4	1:55.978
260	23	9:55.961	41.395	35.843	38.829	5	1:56.067
305	23	11:51.951	41.326	35.934	38.730	6	1:55.990
349	23	13:46.873	41.243	35.471	38.208	7	1:54.922
392	23	15:42.623	41.847	35.434	38.469	8	1:55.750
397		16:14.538					FINISH
436	23	17:38.046	41.278	35.909	38.236	9	1:55.423

24 DEJOUX OLIVIER

2							START
32	24	7.187					
80	24	2:08.808	45.993	37.096	38.532	1	2:01.621
126	24	4:04.815	41.714	35.776	38.517	2	1:56.007
171	24	5:58.150	40.922	34.841	37.572	3	1:53.335
214	24	7:51.680	40.321	35.835	37.374	4	1:53.530
258	24	9:43.732	40.012	34.943	37.097	5	1:52.052
302	24	11:39.211	40.916	36.224	38.339	6	1:55.479
346	24	13:32.556	41.063	35.025	37.257	7	1:53.345
387	24	15:27.703	41.337	36.091	37.719	8	1:55.147
397		16:14.538					FINISH
431	24	17:19.681	40.337	34.840	36.801	9	1:51.978

25 FERRINI JEAN LOUIS / MOURGUES

2							START
28	25	6.357					
76	25	2:06.122	45.154	37.167	37.444	1	1:59.765
120	25	3:58.126	40.678	34.967	36.359	2	1:52.004
166	25	5:49.911	39.545	35.046	37.194	3	1:51.785
210	25	7:41.985	40.425	34.725	36.924	4	1:52.074





Seq	Num	Heure	Secteur 1	Secteur 2	Secteur 3	Tour	Temps
253	25	9:35.942	40.604	34.788	38.565	5	1:53.957
298	25	11:29.235	41.256	34.998	37.039	6	1:53.293
340	25	13:21.374	40.112	34.989	37.038	7	1:52.139
383	25	15:13.788	40.336	34.965	37.113	8	1:52.414
397		16:14.538					FINISH
428	25	17:06.080	40.290	35.143	36.859	9	1:52.292

26 DESPLAT J, PHILIPPE

2							START
17	26	3.814					
63	26	1:58.323	43.228	34.838	36.443	1	1:54.509
106	26	3:48.161	39.521	34.058	36.259	2	1:49.838
151	26	5:37.963	39.702	33.853	36.247	3	1:49.802
195	26	7:27.744	39.421	33.930	36.430	4	1:49.781
238	26	9:17.552	39.165	34.453	36.190	5	1:49.808
281	26	11:08.035	39.453	34.225	36.805	6	1:50.483
324	26	12:57.408	39.035	34.005	36.333	7	1:49.373
366	26	14:47.597	39.376	34.601	36.212	8	1:50.189
397		16:14.538					FINISH
411	26	16:37.231	39.172	34.547	35.915	9	1:49.634

29 MAZARS LIONEL

2							START
7	29	2.105					
55	29	1:54.299	41.830	34.012	36.352	1	1:52.194
101	29	3:44.743	40.662	34.117	35.665	2	1:50.444
147	29	5:32.823	38.654	33.836	35.590	3	1:48.080
190	29	7:21.332	38.751	34.133	35.625	4	1:48.509
233	29	9:10.287	38.503	34.429	36.023	5	1:48.955
276	29	11:00.747	39.309	34.249	36.902	6	1:50.460
319	29	12:50.137	38.957	34.301	36.132	7	1:49.390
361	29	14:39.962	39.052	34.172	36.601	8	1:49.825
397		16:14.538					FINISH
405	29	16:29.500	38.861	34.443	36.234	9	1:49.538

30 BERCHON FREDERIC

2							START
41	30	14.956					
88	30	2:20.135	45.182	38.147	41.850	1	2:05.179
134	30	4:25.527	46.336	37.711	41.345	2	2:05.392
180	30	6:30.137	45.931	37.696	40.983	3	2:04.610
224	30	8:35.548	44.938	37.736	42.737	4	2:05.411
267	30	10:40.729	45.319	38.053	41.809	5	2:05.181
317	30	12:47.724	46.345	37.968	42.682	6	2:06.995
369	30	14:53.691	46.965	37.690	41.312	7	2:05.967
397		16:14.538					FINISH
423	30	17:02.286	46.921	39.524	42.150	8	2:08.595

31 DAYRAUT XAVIER

2							START
4	31	1.666					
50	31	1:51.426	40.572	33.812	35.376	1	1:49.760
95	31	3:39.004	38.423	33.613	35.542	2	1:47.578
141	31	5:27.160	38.636	33.837	35.683	3	1:48.156
185	31	7:15.224	38.390	33.718	35.956	4	1:48.064
227	31	9:04.129	38.315	34.213	36.377	5	1:48.905
272	31	10:52.576	38.625	33.817	36.005	6	1:48.447
314	31	12:42.598	39.258	33.732	37.032	7	1:50.022
357	31	14:31.125	39.100	33.654	35.773	8	1:48.527
397		16:14.538					FINISH
399	31	16:20.271	39.279	33.871	35.996	9	1:49.146

Seq	Num	Heure	Secteur 1	Secteur 2	Secteur 3	Tour	Temps
-----	-----	-------	-----------	-----------	-----------	------	-------

32 LESCOS DIDIER / PALACIN JULIET

2							START
21	32	4.242					
64	32	1:58.546	43.113	34.970	36.221	1	1:54.304
109	32	3:49.433	39.723	34.729	36.435	2	1:50.887
154	32	5:39.599	39.677	34.080	36.409	3	1:50.166
198	32	7:29.455	39.239	34.262	36.355	4	1:49.856
240	32	9:18.646	39.030	33.948	36.213	5	1:49.191
283	32	11:08.970	39.025	34.388	36.911	6	1:50.324
325	32	12:59.208	38.961	34.353	36.924	7	1:50.238
367	32	14:49.805	39.227	34.133	37.237	8	1:50.597
397		16:14.538					FINISH
412	32	16:39.669	39.409	33.901	36.554	9	1:49.864

33 FAUCHERE FREDERIC

2							START
22	33	4.252					
66	33	1:59.898	44.756	34.126	36.764	1	1:55.646
111	33	3:50.686	39.485	34.605	36.698	2	1:50.788
156	33	5:40.879	39.678	34.193	36.322	3	1:50.193
200	33	7:31.191	39.221	34.260	36.831	4	1:50.312
243	33	9:21.034	39.053	34.331	36.459	5	1:49.843
287	33	11:11.242	38.805	34.517	36.886	6	1:50.208
328	33	13:04.054	40.260	34.549	38.003	7	1:52.812
371	33	14:55.407	40.005	34.624	36.724	8	1:51.353
397		16:14.538					FINISH
415	33	16:46.502	40.218	34.337	36.540	9	1:51.095

35 FERRINI FABRICE / DAMIANI EMMA

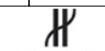
2							START
39	35	13.153					
82	35	2:10.305	43.150	35.684	38.318	1	1:57.152
127	35	4:05.591	43.155	35.180	36.951	2	1:55.286
172	35	5:58.576	40.963	34.947	37.075	3	1:52.985
215	35	7:51.884	40.756	35.300	37.252	4	1:53.308
259	35	9:44.632	40.618	35.069	37.061	5	1:52.748
303	35	11:39.653	40.818	35.679	38.524	6	1:55.021
347	35	13:33.078	41.009	35.048	37.368	7	1:53.425
389	35	15:27.920	41.636	35.749	37.457	8	1:54.842
397		16:14.538					FINISH
432	35	17:20.429	40.942	34.804	36.763	9	1:52.509

36 THIVAT PATRICE / FRIEDRICH BRU

2							START
37	36	10.408					
84	36	2:10.719	44.725	36.487	39.099	1	2:00.311
130	36	4:08.402	42.851	36.410	38.422	2	1:57.683
175	36	6:04.315	42.242	35.424	38.247	3	1:55.913
218	36	8:00.190	41.897	35.432	38.546	4	1:55.875
261	36	9:56.446	42.026	36.038	38.192	5	1:56.256
306	36	11:52.293	41.990	35.294	38.563	6	1:55.847
350	36	13:47.609	42.247	35.233	37.836	7	1:55.316
393	36	15:44.473	42.897	35.749	38.218	8	1:56.864
397		16:14.538					FINISH
437	36	17:40.388	42.094	35.414	38.407	9	1:55.915

39 GOUDCHAUX JACQUES / LANCTUIT J

2							START
14	39	3.026					
58	39	1:55.760	42.825	34.208	35.701	1	1:52.734
103	39	3:45.605	39.552	34.370	35.923	2	1:49.845





Seq	Num	Heure	Secteur 1	Secteur 2	Secteur 3	Tour	Temps
148	39	5:35.051	39.524	34.069	35.853	3	1:49.446
192	39	7:23.997	39.058	34.049	35.839	4	1:48.946
235	39	9:12.986	38.880	34.187	35.922	5	1:48.989
278	39	11:02.269	38.842	34.135	36.306	6	1:49.283
321	39	12:51.174	39.025	33.986	35.894	7	1:48.905
363	39	14:42.140	39.160	33.924	37.882	8	1:50.966
397		16:14.538					FINISH
407	39	16:31.798	39.353	34.384	35.921	9	1:49.658

50 DUGUAI FRANCOIS / SERVOL RUDY

2							START
34	50	8.200					
81	50	2:10.121	46.432	36.648	38.841	1	2:01.921
128	50	4:07.403	43.051	35.763	38.468	2	1:57.282
173	50	6:03.029	42.593	35.275	37.758	3	1:55.626
216	50	7:59.636	41.710	35.946	38.951	4	1:56.607
262	50	[IN] 10:01.793	42.211	36.629	43.317	5	
397		16:14.538					FINISH

53 RAYMONDIS MATHIAS / ZANONI GER

2							START
24	53	4.941					
70	53	2:02.072	44.729	35.225	37.177	1	1:57.131
115	53	3:54.411	40.526	35.007	36.806	2	1:52.339
161	53	5:46.569	40.246	34.545	37.367	3	1:52.158
206	53	7:38.650	40.977	34.631	36.473	4	1:52.081
249	53	9:30.359	40.042	34.838	36.829	5	1:51.709
294	53	11:22.873	40.653	34.946	36.915	6	1:52.514
337	53	13:15.933	41.130	34.564	37.366	7	1:53.060
379	53	15:08.746	40.584	34.552	37.677	8	1:52.813
397		16:14.538					FINISH
422	53	17:00.980	40.043	35.136	37.055	9	1:52.234

55 TERRIER HUBERT

2							START
20	55	4.186					
67	55	2:00.774	44.308	35.050	37.230	1	1:56.588
112	55	3:52.316	40.160	34.626	36.756	2	1:51.542
157	55	5:44.840	39.953	35.030	37.541	3	1:52.524
203	55	7:37.344	40.785	34.608	37.111	4	1:52.504
248	55	9:29.928	40.620	34.713	37.251	5	1:52.584
293	55	11:21.798	40.160	34.587	37.123	6	1:51.870
336	55	13:15.109	40.692	34.653	37.966	7	1:53.311
380	55	15:09.036	40.964	34.771	38.192	8	1:53.927
397		16:14.538					FINISH
424	55	17:02.381	40.216	35.368	37.761	9	1:53.345

57 HILAIRET MARC

2							START
33	57	7.890					
77	57	2:06.743	44.558	36.617	37.678	1	1:58.853
124	57	4:01.522	40.950	35.717	38.112	2	1:54.779
170	57	5:55.698	40.792	35.239	38.145	3	1:54.176
213	57	7:49.099	40.401	34.862	38.138	4	1:53.401
257	57	9:43.297	40.473	35.196	38.529	5	1:54.198
300	57	11:38.052	40.893	35.677	38.185	6	1:54.755
345	57	13:32.379	41.120	35.618	37.589	7	1:54.327
386	57	15:27.702	41.810	35.118	38.395	8	1:55.323
397		16:14.538					FINISH
433	57	17:21.384	42.057	34.985	36.640	9	1:53.682

Seq	Num	Heure	Secteur 1	Secteur 2	Secteur 3	Tour	Temps
-----	-----	-------	-----------	-----------	-----------	------	-------

59 NAUROY LAURIS / VAZZOLER FREDE

2							START
29	59	6.539					
74	59	2:04.137	44.225	36.122	37.251	1	1:57.598
119	59	3:56.289	40.061	35.159	36.932	2	1:52.152
165	59	5:49.091	40.515	34.724	37.563	3	1:52.802
209	59	7:41.194	40.582	34.755	36.766	4	1:52.103
251	59	9:35.256	40.037	34.926	39.099	5	1:54.062
296	59	11:27.481	40.516	34.635	37.074	6	1:52.225
338	59	13:20.357	40.213	35.377	37.286	7	1:52.876
381	59	15:12.307	39.720	34.664	37.566	8	1:51.950
397		16:14.538					FINISH
425	59	17:04.971	40.060	35.225	37.379	9	1:52.664

60 BARNAIN CAROLINE / VERGEOT ANT

2							START
23	60	4.484					
72	60	2:02.748	45.736	35.560	36.968	1	1:58.264
117	60	3:55.260	40.664	34.993	36.855	2	1:52.512
160	60	5:46.233	39.860	34.359	36.754	3	1:50.973
204	60	7:37.491	39.859	34.482	36.917	4	1:51.258
247	60	9:28.111	39.605	34.572	36.443	5	1:50.620
291	60	11:18.517	39.114	34.573	36.719	6	1:50.406
333	60	13:10.850	40.276	35.216	36.841	7	1:52.333
376	60	15:02.802	40.265	34.766	36.921	8	1:51.952
397		16:14.538					FINISH
418	60	16:56.116	40.028	36.120	37.166	9	1:53.314

67 GUEDJ MICHAEL

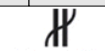
2							START
11	67	2.593					
54	67	1:53.928	42.152	33.584	35.599	1	1:51.335
99	67	3:43.031	38.805	34.125	36.173	2	1:49.103
146	67	5:32.338	39.450	33.917	35.940	3	1:49.307
191	67	7:22.261	39.051	34.721	36.151	4	1:49.923
234	67	9:11.636	38.710	34.380	36.285	5	1:49.375
277	67	11:01.321	38.769	34.220	36.696	6	1:49.685
320	67	12:50.755	38.816	34.185	36.433	7	1:49.434
362	67	14:42.100	39.098	34.000	38.247	8	1:51.345
397		16:14.538					FINISH
408	67	16:32.473	39.789	34.330	36.254	9	1:50.373

77 RABINEAU THIERRY / ENGLIN LEV

2							START
40	77	13.959					
135	77	[IN] 4:26.890	43.155	36.671	2:53.105	1	
254	77	9:37.146		39.452	43.316	2	
304	77	11:43.009	44.531	38.360	42.972	3	2:05.863
348	77	13:46.627	44.412	36.740	42.466	4	2:03.618
394	77	15:47.227	45.257	36.756	38.587	5	2:00.600
397		16:14.538					FINISH
438	77	17:47.527	43.807	36.199	40.294	6	2:00.300

81 SIRGUE DIDIER

2							START
3	81	1.610					
49	81	1:50.511	39.784	33.748	35.369	1	1:48.901
94	81	3:37.674	38.128	33.577	35.458	2	1:47.163
140	81	5:25.205	38.165	33.876	35.490	3	1:47.531
184	81	7:13.080	38.068	34.059	35.748	4	1:47.875
226	81	9:02.332	38.261	34.218	36.773	5	1:49.252





Seq	Num	Heure	Secteur 1	Secteur 2	Secteur 3	Tour	Temps
271	81	10:50.574	38.309	34.211	35.722	6	1:48.242
312	81	12:40.277	39.114	34.400	36.189	7	1:49.703
355	81	14:28.954	38.533	33.946	36.198	8	1:48.677
397		16:14.538	FINISH				
398	81	16:18.278	38.995	34.232	36.097	9	1:49.324

87 VAXIVIERE MATHIEU

2							START
8	87	2.137					
51	87	1:52.052	40.510	34.133	35.272	1	1:49.915
96	87	3:40.022	38.351	34.030	35.589	2	1:47.970
144	87	5:28.936	39.011	34.296	35.607	3	1:48.914
188	87	7:17.362	38.474	34.010	35.942	4	1:48.426
230	87	9:06.135	38.510	34.338	35.925	5	1:48.773
286	87	11:11.002	38.543	34.327	51.997	6	2:04.867
330	87	13:04.389	40.165	35.984	37.238	7	1:53.387
372	87	14:55.604	40.382	34.492	36.341	8	1:51.215
397		16:14.538	FINISH				
416	87	16:46.817	40.586	34.610	36.017	9	1:51.213

88 TALTAVULL BRUNO

2							START
31	88	7.087					
75	88	2:05.698	44.854	36.423	37.334	1	1:58.611
123	88	4:01.029	40.823	36.014	38.494	2	1:55.331
168	88	5:54.250	40.023	35.276	37.922	3	1:53.221
211	88	7:47.906	40.797	35.064	37.795	4	1:53.656
255	88	9:42.193	40.680	35.322	38.285	5	1:54.287
299	88	11:37.538	41.018	35.780	38.547	6	1:55.345
343	88	13:31.305	41.242	34.967	37.558	7	1:53.767
385	88	15:26.635	42.292	35.335	37.703	8	1:55.330
397		16:14.538	FINISH				
430	88	17:19.476	40.604	35.226	37.011	9	1:52.841

89 GOMAR NICOLAS

2							START
18	89	3.870					
65	89	1:59.282	44.002	34.914	36.496	1	1:55.412
110	89	3:50.098	39.586	34.771	36.459	2	1:50.816
155	89	5:40.037	39.733	34.098	36.108	3	1:49.939
199	89	7:29.984	39.311	34.190	36.446	4	1:49.947
242	89	9:20.129	39.445	34.139	36.561	5	1:50.145
285	89	11:10.789	39.111	34.507	37.042	6	1:50.660
327	89	13:03.895	40.175	34.894	38.037	7	1:53.106
373	89	14:56.527	41.726	34.474	36.432	8	1:52.632
397		16:14.538	FINISH				
417	89	16:47.446	40.608	34.351	35.960	9	1:50.919

91 CORMARY FREDERIC / MICHAÏLOV V

2							START
47	91	24.773					
93	91	2:50.590	1:05.598	38.724	41.495	1	2:25.817
139	91	4:54.703	45.522	37.358	41.233	2	2:04.113
183	91	7:00.750	46.028	37.567	42.452	3	2:06.047
231	91	9:06.370	44.938	37.949	42.733	4	2:05.620
290	91	11:17.122	48.314	40.258	42.180	5	2:10.752
341	91	13:23.963	47.153	37.807	41.881	6	2:06.841
388	91	15:27.743	44.072	38.265	41.443	7	2:03.780
397		16:14.538	FINISH				
434	91	17:32.038	45.777	38.065	40.453	8	2:04.295

Seq	Num	Heure	Secteur 1	Secteur 2	Secteur 3	Tour	Temps
-----	-----	-------	-----------	-----------	-----------	------	-------

92 BASSO RONALD

2							START
44	92	19.820					
83	92	2:10.475	40.417	33.860	36.378	1	1:50.655
122	92	4:00.256	39.290	33.894	36.597	2	1:49.781
162	92	5:48.176	37.938	33.596	36.386	3	1:47.920
205	92	7:37.638	38.936	34.168	36.358	4	1:49.462
245	92	9:25.943	38.633	34.150	35.522	5	1:48.305
288	92	11:14.403	38.323	33.661	36.476	6	1:48.460
329	92	13:04.164	38.599	34.447	36.715	7	1:49.761
370	92	14:53.860	40.160	33.726	35.810	8	1:49.696
397		16:14.538	FINISH				
413	92	16:42.468	38.906	33.989	35.713	9	1:48.608

94 GUITTEAUD GUITTEAUD

2							START
30	94	6.726					
73	94	2:03.003	43.575	35.801	36.901	1	1:56.277
118	94	3:55.525	40.805	35.003	36.714	2	1:52.522
164	94	5:48.554	40.821	34.592	37.616	3	1:53.029
207	94	7:38.993	39.493	34.547	36.399	4	1:50.439
250	94	9:31.222	39.911	35.166	37.152	5	1:52.229
295	94	11:23.172	40.038	34.970	36.942	6	1:51.950
335	94	13:13.995	39.690	34.607	36.526	7	1:50.823
378	94	15:06.034	40.596	34.420	37.023	8	1:52.039
397		16:14.538	FINISH				
421	94	16:58.006	39.563	35.607	36.802	9	1:51.972

95 BRICHE SERGE / PRIEZ FLORENT

2							START
9	95	2.361					
57	95	1:54.937	42.619	34.236	35.721	1	1:52.576
100	95	3:43.169	38.957	33.759	35.516	2	1:48.232
145	95	5:31.508	38.785	33.801	35.753	3	1:48.339
189	95	7:19.931	38.546	33.911	35.966	4	1:48.423
232	95	9:08.445	38.620	34.069	35.825	5	1:48.514
275	95	10:58.306	38.958	34.079	36.824	6	1:49.861
318	95	12:48.590	38.587	35.480	36.217	7	1:50.284
360	95	14:38.796	39.126	33.923	37.157	8	1:50.206
397		16:14.538	FINISH				
404	95	16:28.675	39.056	34.276	36.547	9	1:49.879

96 PILET THOMAS

2							START
48	96	25.182					
92	96	2:32.756	48.954	36.999	41.621	1	2:07.574
136	96	4:33.204	43.794	36.031	40.623	2	2:00.448
181	96	6:32.184	43.686	35.833	39.461	3	1:58.980
223	96	8:34.474	43.251	37.988	41.051	4	2:02.290
266	96	10:32.937	43.070	35.826	39.567	5	1:58.463
310	96	12:30.523	42.377	35.428	39.781	6	1:57.586
354	96	14:28.056	42.587	35.485	39.461	7	1:57.533
397		16:14.538	FINISH				
403	96	16:26.930	43.189	36.576	39.109	8	1:58.874

97 MADELAINE PATRICE / MADELAINE

2							START
46	97	24.131					
91	97	2:32.205	47.507	38.942	41.625	1	2:08.074
138	97	4:37.975	46.915	38.011	40.844	2	2:05.770
397		16:14.538	FINISH				





Seq	Num	Heure	Secteur 1	Secteur 2	Secteur 3	Tour	Temps
-----	-----	-------	-----------	-----------	-----------	------	-------

99 HERBERT FREDERIC / MINET ERIC

2	START						
45	99	22.041					
90	99	2:30.534	47.247	38.794	42.452	1	2:08.493
137	99	4:35.085	45.217	38.314	41.020	2	2:04.551
182	99	6:41.365	45.679	38.666	41.935	3	2:06.280
225	99	8:46.037	45.323	38.140	41.209	4	2:04.672
269	99	10:48.293	43.819	38.354	40.083	5	2:02.256
342	99	13:27.800	44.862	1:13.124	41.521	6	2:39.507
391	99	15:33.007	45.789	39.502	39.916	7	2:05.207
397		16:14.538	FINISH				
435	99	17:32.813	42.677	37.512	39.617	8	1:59.806

100 CARRIERE CHRISTOPHE / RENAUT J

2	START						
12	100	2.758					
60	100	1:56.752	43.237	34.575	36.182	1	1:53.994
105	100	3:46.742	39.573	34.135	36.282	2	1:49.990
150	100	5:36.018	39.639	33.691	35.946	3	1:49.276
194	100	7:25.539	39.466	34.110	35.945	4	1:49.521
237	100	9:14.414	38.596	34.263	36.016	5	1:48.875
280	100	11:04.948	39.413	34.031	37.090	6	1:50.534
322	100	12:55.418	39.622	34.520	36.328	7	1:50.470
364	100	14:44.763	39.191	33.779	36.375	8	1:49.345
397		16:14.538	FINISH				
409	100	16:34.321	39.167	34.065	36.326	9	1:49.558

Sous réserve du contrôle technique ou d'incidents d'ordre sportif

